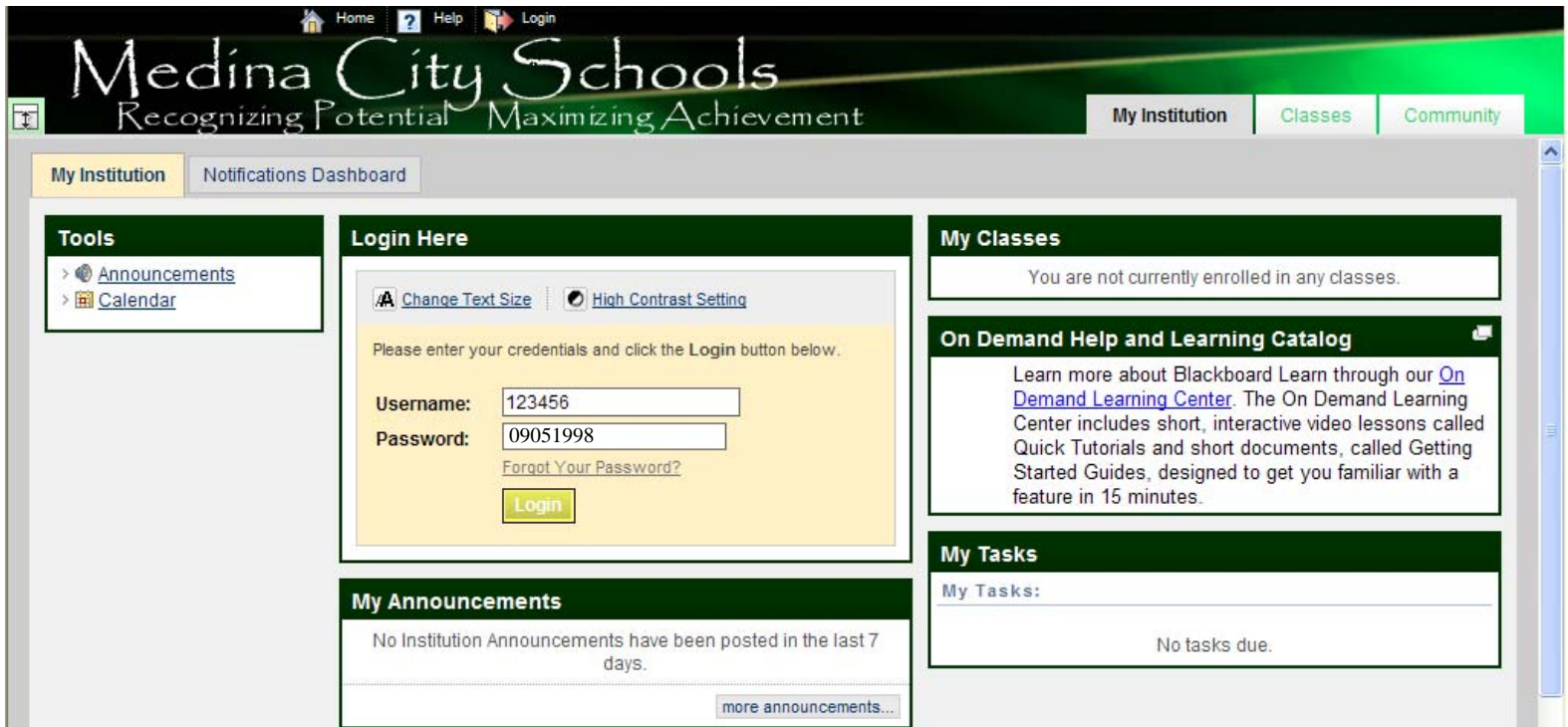


Directions for logging into your Blackboard Account

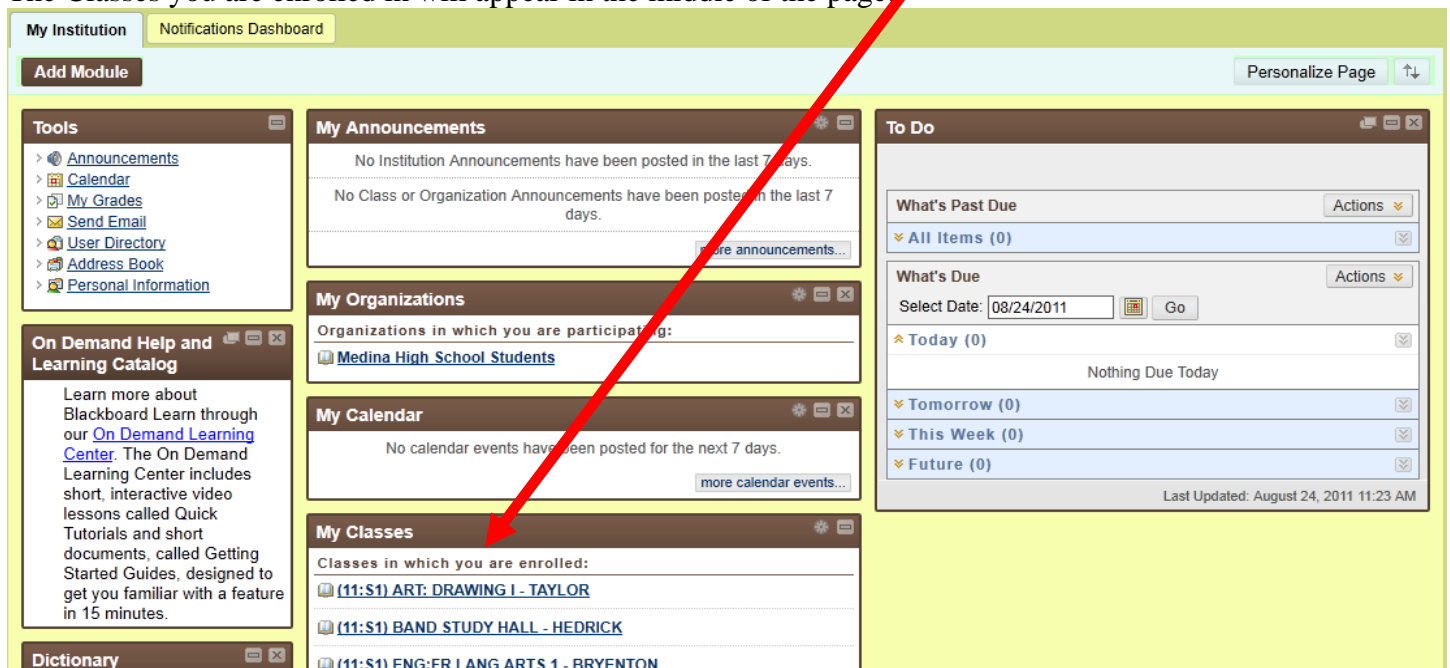
The web address for the district's Blackboard site is: bb.mcssoh.org.

To log in to your account, your Username is your student ID number (lunch code) and your Password is your birthday using 8 numerical characters.

For example, Jake's student ID number is 123456 and his birthday is September 5, 1998. For his password, Jake would enter 09051998. His log in would look like this:



The Classes you are enrolled in will appear in the middle of the page:



Click on the class you want to access

The Contact page for that class' teacher will show – this will show you how to contact your teacher

The screenshot shows the Blackboard interface for a class. The top navigation bar includes '(11:YR) Science 8 - Ewart' and 'Contacts'. A sidebar on the left lists 'Contact', 'Class Info', 'Lessons/Assignments', and 'Course Content'. A red arrow points to the 'Contact' link. The main content area features a banner with the word 'Science' repeated and a 'Contacts' section. Below this, the contact information for Mrs. Ewart is displayed, including her email (ewart@mcsoh.org), work phone (330-636-3500 ext. 3574), office location (D7), and office hours (7:30 a.m. - 3:00 p.m.). A 'Notes' section contains the text 'Welcome to my class!'. A profile picture of Mrs. Ewart is shown on the right.

The Class Info link takes you to where the classroom rules & procedures, etc. will be found.

The screenshot shows the Blackboard 'Class Info' page. The top navigation bar includes '(11:YR) Science 8 - Ewart' and 'Class Info'. The sidebar on the left lists 'Contact', 'Class Info', 'Lessons/Assignments', and 'Course Content'. The main content area features a 'Class Info' section with several links and documents: 'School Supplies Needed', 'Classroom Expectations', 'Classroom Procedures', 'How To Take Notes For My Class', and 'Submitting Assignments Through BB'. Each link has a 'Mark Reviewed' button. The 'How To Take Notes For My Class' link includes an attached file named 'Cornell notes setup.pdf (57.58 KB)'.







The Lessons/Assignments link will take you to where you can see what your homework assignments are.

The screenshot shows the Blackboard 'August Weekly Assignments' page. The top navigation bar includes '(11:YR) Science 8 - Ewart' and 'Lessons/Assignments > August Weekly Assignments'. The sidebar on the left lists 'Contact', 'Class Info', 'Lessons/Assignments', and 'Course Content'. The main content area features an 'August Weekly Assignments' section with two weekly assignment lists. The first list is for the 'Week of Aug. 22' and includes assignments for Monday, Tuesday, Wednesday, Thursday, and Friday. The Thursday assignment is 'Log in to your Blackboard account and view all items under the Class Info link. Mark Reviewed when y done reading that section.' and the Friday assignment is 'Have your Safety Contract signed & make your license plate.' The second list is for the 'Week of Aug. 29' and includes assignments for Monday and Tuesday.

The Course Content link takes you to all of the materials that will be used in class (notes, video clips, etc.).

(11:YR) Science 8 - Ewart Course Content > Astronomy






Astronomy

-  **Astronomy Vocabulary**
Attached Files:  [Astronomy Unit Vocabulary.pdf](#) (36.598 KB)
-  **J Ch. 1 History of Astronomy**
-  **Ch. 11 The Sun-Earth-Moon System**
-  **Ch. 12 The Solar System**
-  **Ch. 13 Stars & Galaxies**

The screenshot shows a web interface for a science course. On the left is a navigation menu with links for Contact, Class Info, Lessons/Assignments, and Course Content. The main area has a light green header for 'Astronomy' and a list of content items, each with a folder icon and a title. The first item is 'Astronomy Vocabulary' with an attached PDF file. The other items are chapters: 'J Ch. 1 History of Astronomy', 'Ch. 11 The Sun-Earth-Moon System', 'Ch. 12 The Solar System', and 'Ch. 13 Stars & Galaxies'.

(11:YR) Science 8 - Ewart Course Content > Astronomy > Ch. 11 The Sun-Earth-Moon System

Ch. 11 The Sun-Earth-Moon System

-  **State Standards for this Unit**
-  **Tilt & Temp Lab**
-  **Moon Phase Flip Chart**
-  **Moon Phases & Eclipses WKS**
-  **Eclipse Videos**

This screenshot shows the same web interface but zoomed into the 'Ch. 11 The Sun-Earth-Moon System' page. The navigation menu is on the left. The main area has a light green header for the chapter title. Below it is a list of resources for this chapter, each with an icon: 'State Standards for this Unit' (document), 'Tilt & Temp Lab' (lab), 'Moon Phase Flip Chart' (document), 'Moon Phases & Eclipses WKS' (lab), and 'Eclipse Videos' (document).